



**ADVANTAGES**

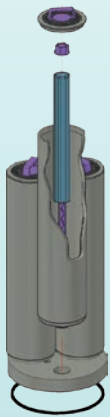
- Rugged construction
- Interchangeability filter inserts
- Large surface area and volume of sediment
- Interchangeability magnetic pump/mechanical seal pump (EVOLUTE)
- Excellent resistance at alkaline and acid chemicals
- Filter housing three year warranty

**FEATURES**

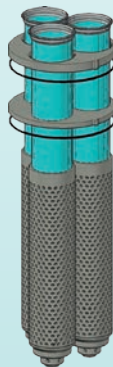
- Filter flow rate 15-50 m<sup>3</sup>/h
- Tmax exercise 70°C with 3 bar pressure
- PP solid monoblocc filter housing
- Large choice of filtration systems
- Versions: valve between pump and filter housing, precoat tank (100 l) with PP valves group
- Filter papers Ø 350/60 mm

**FILTER ELEMENTS**

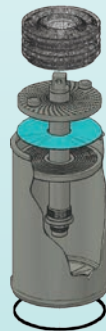
The great versatility of the filter unit offers to the operator the possibility to choose between different kinds of filtration or purification with the same unit.



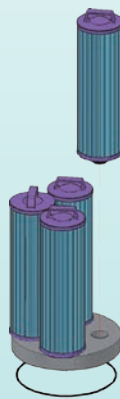
CARBON CANISTER



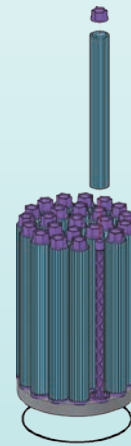
FILTER PACK WITH ABSOLUTE RATE WH BAG PLEATED ELEMENTS OR BAGS




FILTER PACK WITH OILSORB



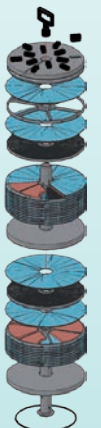
FILTER PACK WITH HIGH FLOW WASHABLE JUMBO CARTRIDGES



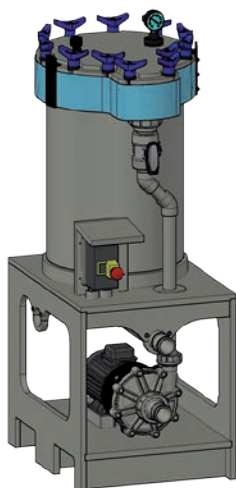
FILTER PACK WITH CARTRIDGES



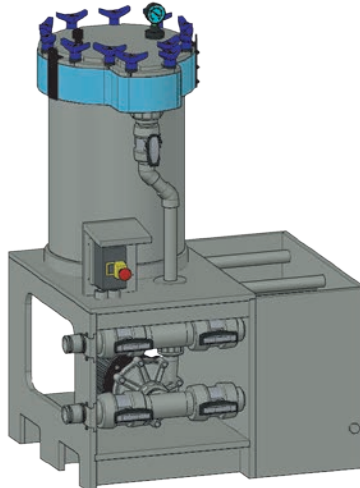
FILTER PACK WITH LOW PROFILE DISCS



FILTER PACK WITH HIGH PROFILE DISCS



VERSION STANDARD

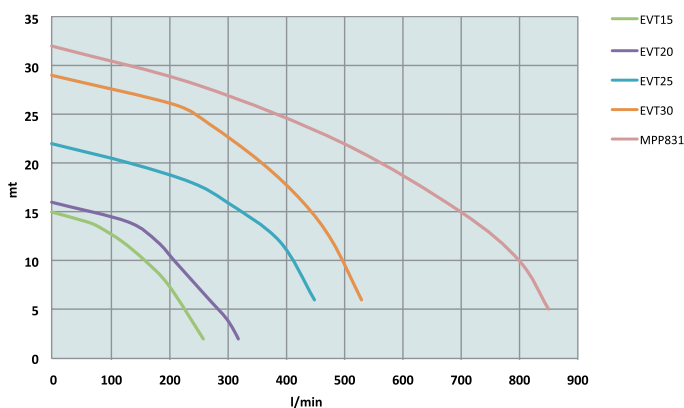


VERSION "PRECOAT TANK"

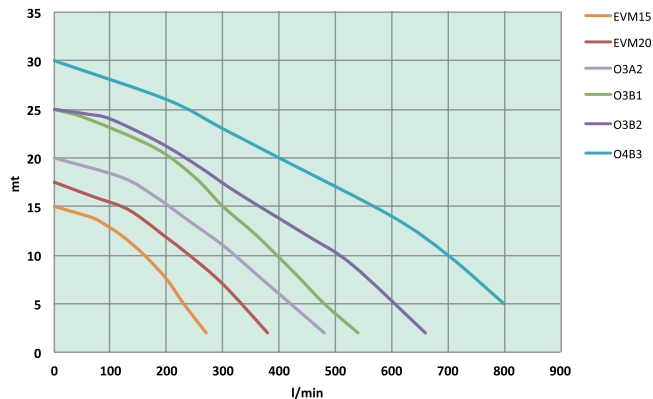
| Mod | FILTER HOUSING           |                       |               |   |              |                |               | FILTER ELEMENT                                 |  |   |   |                                   | PUMP                                  |                           |   | VERSION  | OPTIONAL |   |
|-----|--------------------------|-----------------------|---------------|---|--------------|----------------|---------------|--|--|---|---|-----------------------------------|---------------------------------------|---------------------------|---|--|----------|---|
|     | Discs<br>Dxn°<br>(m²/l)* | Cartridges<br>n° x l" | JUMBO<br>(m²) | WH<br>Absolute<br>rate<br>Pleated<br>bag (m2) | Bags<br>(m2) | Oilsorb<br>(l) | Carbon<br>(l) | Discs<br>D350/60<br>mm                         | Cartridges                             | JUMBO                                   | WH  | Bags                              | Mag<br>drive                          | Mechanical<br>seal        | Mat.  | Type   | Type     |   |
| TOP | 24D2<br>(5/25)           | 24C2<br>(24X20)       | 24P2<br>(12)  | 24W2<br>(12)                                  | 24B2<br>(3)  | 24O2<br>(45)   | 24A2<br>(24)  | _ =<br>paper<br>P =<br>Meraklon<br>T =<br>PTFE | _ =<br>DOE D63<br>P =<br>DOE D 70      | n° 4<br>cartridges<br>JBP2A<br>D150 mm  | n° 3<br>bags<br>SIZE 1<br>D 178x410<br>mm | EVT15<br>EVT20<br>EVT25<br>EVT30  | EVM20<br>O3A2<br>O3B1<br>O3B2         | _ = PP<br><br>F =<br>PVDF | _ =<br>valve<br>between<br>pump and<br>filter<br><br>T = pre<br>coat tank<br>(V=100l) | B = By pass<br>pump filter<br>R = splashproof<br>lid ring<br>I = interlock<br>lis sensor<br>P = filter pack<br>replacement<br>system with<br>electric hoist<br>X = stainless<br>steel frame<br>with dropping<br>tank |          |   |
|     | 24D2H<br>(5/28)          |                       |               |   |              |                |               |  |  |   |   |                                   |                                       |                           |   |  |          |   |
|     | 24D3<br>(7,5/37)         | 24C3<br>(24X30)       | 24P3<br>(18)  | 24W3<br>(18)                                  | 24B3<br>(6)  | 24O3<br>(68)   | 24A3<br>(36)  |  | n° 4<br>cartridges<br>JBP3A<br>D150 mm | n° 3<br>WH<br>pleated<br>element<br>30" | n° 3<br>bags<br>SIZE 2<br>D 178x813<br>mm | EVT20<br>EVT25<br>EVT30<br>MPP831 | EVM20<br>O3A2<br>O3B1<br>O3B2<br>O4B3 |                           |   |  |          |   |
|     | 24D3H<br>(7,5/40)        |                       |               |   |              |                |               |  |  |   |   |                                   |                                       |                           |   |  |          |   |
| TOP | 24D2H                    |                       |               |   |              |                |               | P  |  |   |   |                                   | EVT25                                 |                           |   | F  | T        | R |

\* m² = surface area / l = volume of sediment

### MAGNETIC PUMP 50Hz Rpm2800



### MECHANICAL SEAL 50 Hz Rpm 2800



|                | EVT15<br>EVM15 | EVT20<br>EVM20 | EVT25   | EVT30<br>O3A2 | O3B1    | MPP831   | O4B3     |
|----------------|----------------|----------------|---------|---------------|---------|----------|----------|
| KW             | 0,7            | 1,1            | 1,5     | 2,2           | 3       | 4        | 5,5      |
| A*<br>220/380V | 3,13/1,7       | 4,9/2,5        | 6,5/3,8 | 8,7/5,0       | 7,2/5,9 | 13,2/7,6 | 20/11,5  |
| A*<br>400/690V |                |                |         |               |         |          | 11,5/6,9 |

\* data can change accordind with motor type

LAFONTE.EU may modify data any time, without notice, in order to get product enhancement